



Designed for style


Engineered for performance

Elan[®] Tile is the ultimate porcelain tactile indicator chosen by professionals who design and construct the finest commercial, institutional and public environments. Incorporating the best raw materials in the market, Elan[®] Tile far exceeds the EN 14411 standard, allowing the product to meet the designation of "Porcelain Stoneware" and to be suitable for both interior and exterior applications. Offering highly durable and versatile tactile walking surface indicators (truncated domes) for warning, and direction indicators for wayfinding, the Elan[®] Tile line of products signals the newest generation of excellence from Kinesik.

COMPLIANCE

Kinesik Engineered Products Incorporated is in full compliance with Canadian Accessibility Codes. The full product range of Kinesik tactile walking surface indicators meet the most recent AODA, CSA, ISO, provincial and national building codes. Kinesik Engineered Products Incorporated is your one stop source for all tactile systems for internal and external applications. Only Kinesik provides a complete range of products designed for safety, convenience and code compliance.

See back for details.

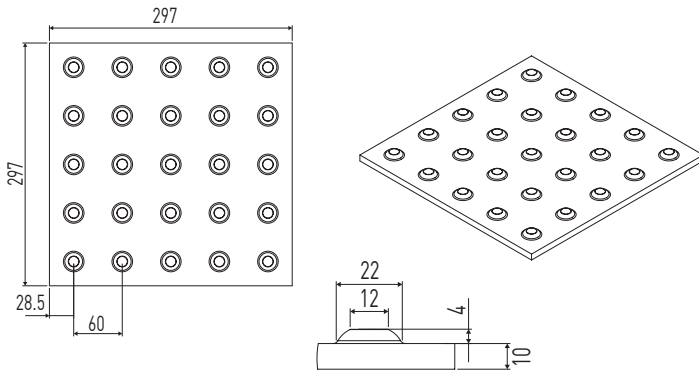


PRODUCT FEATURES

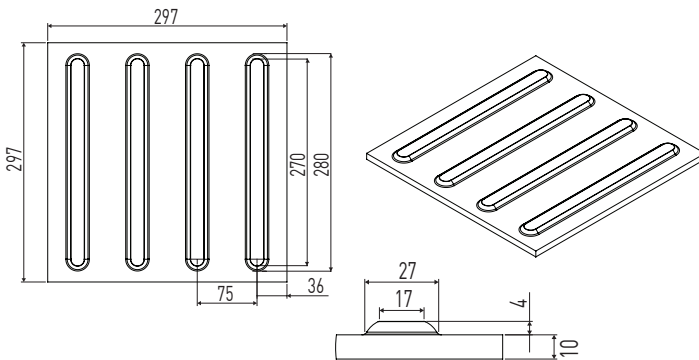
- **Certified porcelain stoneware for maximum durability and surface hardness**
- **Full body porcelain that gives a highly compact surface with extremely low absorbency characteristics**
- **Not affected by stains, water or chemicals**
- **Exceptional resistance to thermal shock, deep abrasions and frost**
- **R11 finish meets most demanding slip resistance requirements for construction projects in high traffic areas**
- **Versatile and easy installation for interior and exterior environments**
- **Field tile available in different sizes**
- **5 year manufacturer's warranty**



Tactile Walking Surface Indicator (TWSI) with Truncated Domes



Tactile Walking Surface Indicator (TWSI) with Wayfinding Bars



KINESIK Engineered Products Incorporated

2213 North Sheridan Way
Mississauga, Ontario L5K 1A3
Canada

Phone: 855.364.7763
Fax: 800.769.4463
www.kinesik.ca

Distributor

PROFESSIONAL ASSOCIATIONS

Kinesik is proud to be a member of the following organisations



STANDARD COLOURS



Vogue Black



Cultured Grey



Sand Stone

TILE SPECIFICATIONS

EN 14411 Requirements	Standards	Standard Specifications	Elan [®] Tile
Length and Width	ISO 10545-2	± 0.6%	± 0.1%
Thickness	ISO 10545-2	± 5%	± 3%
Straightness	ISO 10545-2	± 0.5%	± 0.2%
Rectangularity	ISO 10545-2	± 0.6%	± 0.2%
Surface Flatness	ISO 10545-2	± 0.5%	± 0.2%
Water Absorption	ISO 10545-3	≤ 0.5%	≤ 0.04%
Rupture Modules	ISO 10545-4	≥ 35N. mm ²	≥ 40N. mm ²
Impact Resistance	ISO 10545-5	Ordered	Resistant
Abrasion Resistance	ISO 10545-6	≤ 175 mm ³	≤ 130 mm ³
Linear Thermal Expansion	ISO 10545-8	Ordered	≤ 8x10 ⁻⁶
Thermal Shock Resistance	ISO 10545-9	Ordered	Resistant
Fracture Resistance	ISO 10545-11	Ordered	Resistant
Frost Resistance	ISO 10545-12	Ordered	Resistant
Chemical Resistance	ISO 10545-13	Ordered	Resistant
Stain Resistance	ISO 10545-14	MIN Class 1	Class 5
Slip Resistance	DIN 51130	MIN R9	R11 >19° - 27°
TTMAC DCOF	ANSI A137.1	≥ 0.42	≥ 0.70 Wet/Dry
Surface Hardness (Mohs Scale)	EN 101	MIN 1	≥ 9
Cadmium and Lead Release	ISO 10545-15	Ordered	Resistant

APPLICATIONS

- | | |
|---|--|
| <p>Tactile Attention Indicator
Truncated Domes</p> | <ul style="list-style-type: none"> An unprotected drop off edge, such as a transit platform where the change in elevation is greater than 250mm or the slope is steeper than in a ratio of 1:3 (33%). The unprotected edges of a reflecting pool. An entry into a vehicular route or area where no curbs or other elements separate it from a pedestrian route such as curb ramps, wheel chair ramps, top of stairs/escalators and blended transitions. |
| <p>Tactile Direction Indicator
Guidance Bars</p> | <ul style="list-style-type: none"> Located in large open floor in large open floor areas, such as shopping malls or transportation terminals, to facilitate wayfinding by indicating the primary routes of travel. The indicated routes should lead from the entrance to major destinations, such as an information kiosk, registration desk, stairway, elevator, escalators, or to store or service doors. |